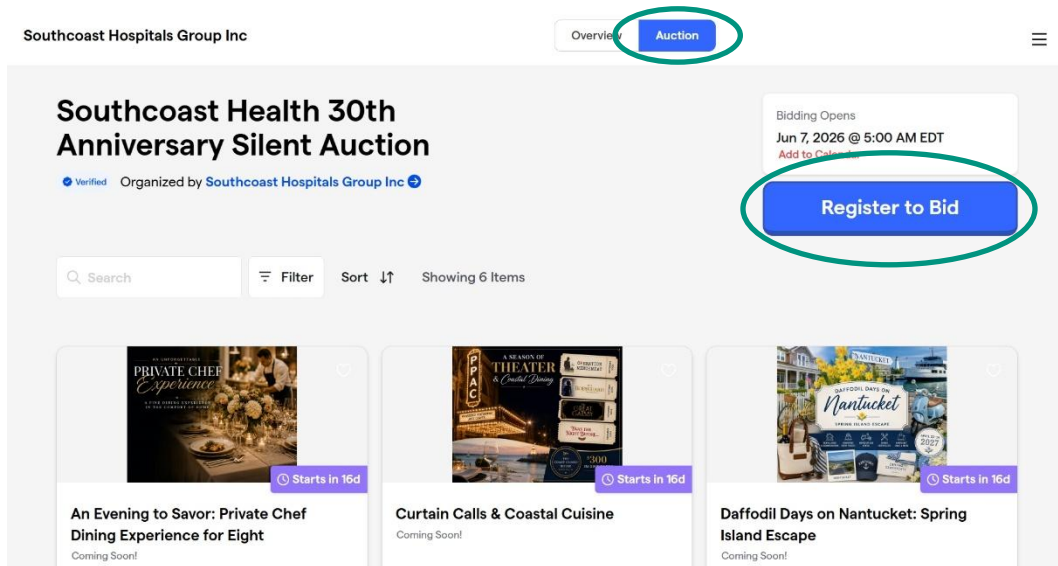


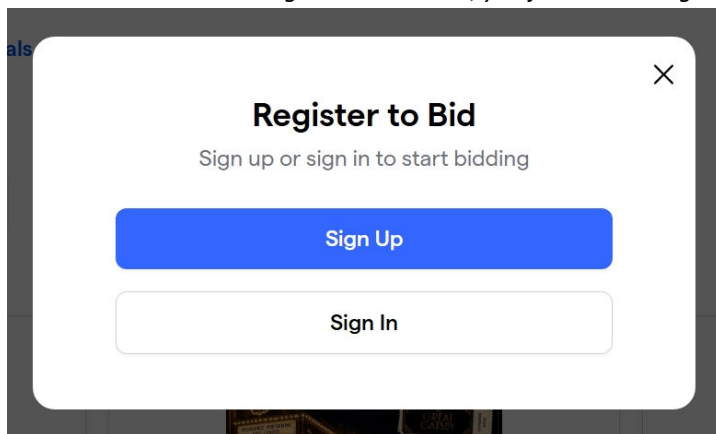
Auction Link: [Auction – Southcoast Health 30th Anniversary Silent Auction](#)

Registration Instructions

- Scan QR code or click email link
- On the auction page, click the blue Register to Bid button. If you don't see the auction, you may be on the main campaign page. Click the Auction tab at the top to go to the auction.

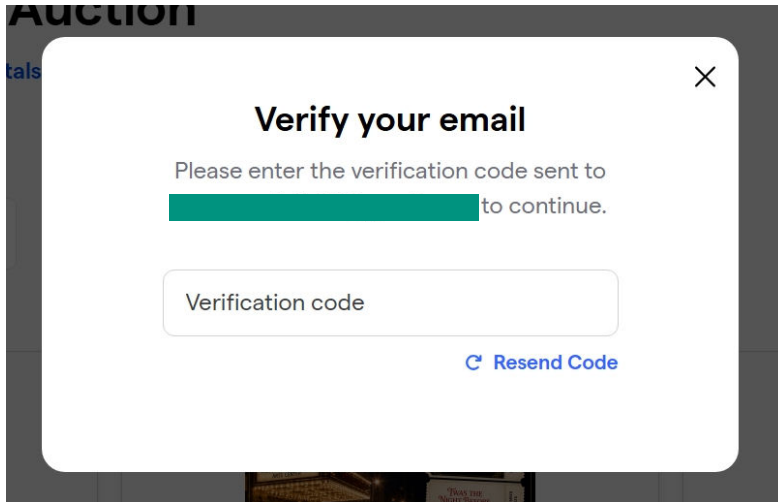


- On the next screen, choose Sign Up to create a new bidder profile for this auction or Sign In if you've already created one.
 - *You will need to register separately for each auction you want to participate in, but if you've already created an auction bidder login on Givebutter, you just need to sign in. You don't need to create separate logins for each event.*

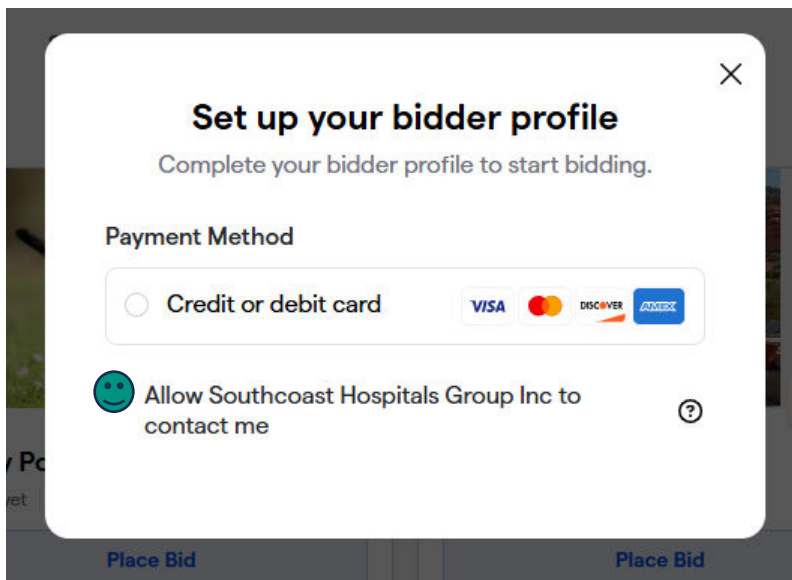


- Fill in your details to create a new account, or sign in to your existing account.

- A verification code will be sent to your email. Enter that 6-digit code into the verification screen or click the Verify Email button in your email.
 - *We need to verify your email so we can ensure you can receive notifications about items you bid on.*

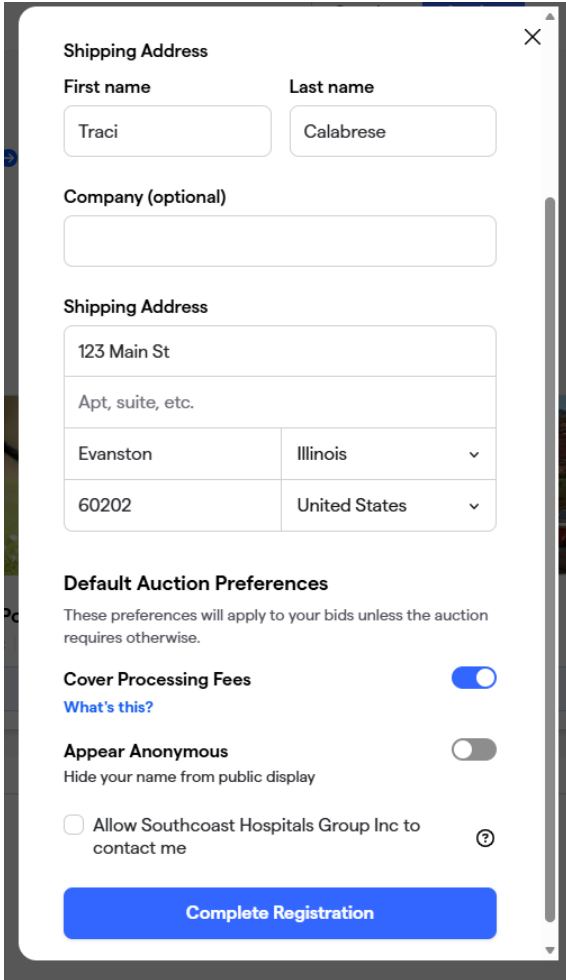


- Set up your bidder profile and enter payment information.
- Please click “Allow Southcoast Hospitals Group” to contact me.
 - *This opt-in refers to outreach messages sent directly from the organization you're registering with. Your selection won't impact receipts for purchased items or donations – you'll still receive receipts either way.*



- Enter a shipping address and choose auction settings.
 - **Cover Processing Fees** – Digital transactions incur a credit card fee of 2.9% + 30 cents per transaction. By choosing to cover the processing fee, you guarantee that 100% of your winning bid goes toward the organization

- Appear Anonymous – Your name will not be displayed publicly on any of your bids. You will not see the option to bid anonymously if this option has been disabled by the auction admin.



Shipping Address

First name Last name

Traci Calabrese

Company (optional)

Shipping Address

123 Main St

Apt, suite, etc.

Evanston Illinois

60202 United States

Default Auction Preferences

These preferences will apply to your bids unless the auction requires otherwise.

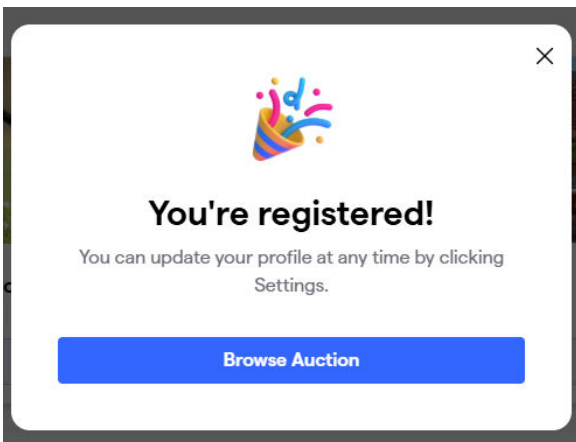
Cover Processing Fees [What's this?](#)

Appear Anonymous
Hide your name from public display

Allow Southcoast Hospitals Group Inc to contact me

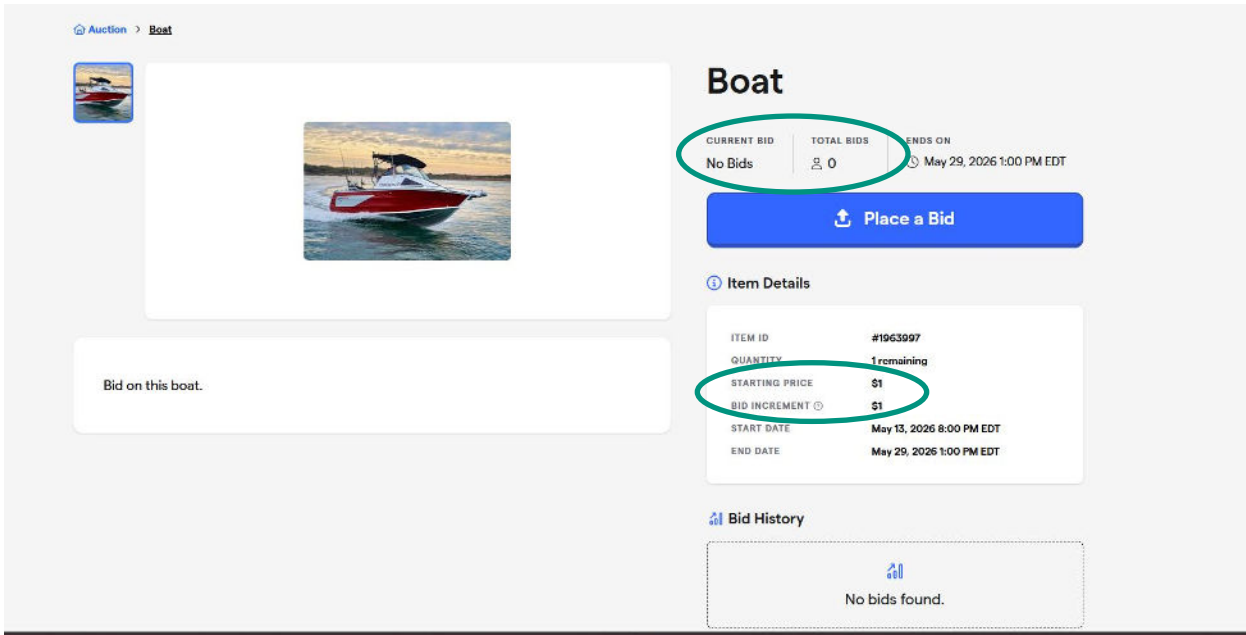
[Complete Registration](#)

- Click Complete registration. You are now registered as a bidder and can browse items!



Placing Bids

- Once you're registered and logged in, you'll see the following three options on the campaign's auction page: Saved, My Bids, and Settings, as well as the list of auction items
- Click “Place Bid” on the item you wish to bid on.
- The item details will show you the starting price, bid increment and bid history



The screenshot shows an auction page for a boat. The main content area features a large image of a red boat and a smaller thumbnail. Below the image is a text box that says "Bid on this boat." To the right, the item title "Boat" is displayed above a summary table:

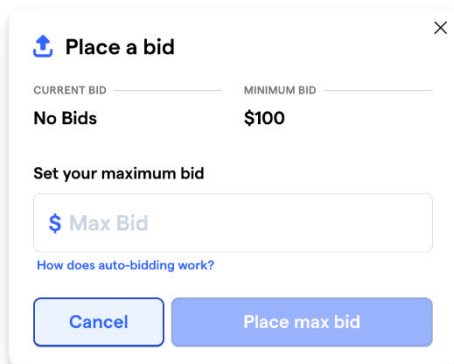
CURRENT BID	TOTAL BIDS	ENDS ON
No Bids	0	May 29, 2026 1:00 PM EDT

Below this table is a prominent blue "Place a Bid" button. Underneath is the "Item Details" section, which contains the following information:

ITEM ID	#1963997
QUANTITY	1 remaining
STARTING PRICE	\$1
BID INCREMENT	\$1
START DATE	May 13, 2026 8:00 PM EDT
END DATE	May 29, 2026 1:00 PM EDT

At the bottom of the page is a "Bid History" section, which currently displays "No bids found."

- Click “Place a Bid” on the item to get started. You will be prompted to set your maximum bid, the *maximum* amount you'd like to spend on this item. Givebutter automatically places bids for you (calculating the lowest price to make you the winner) *up to* the maximum price you've specified.
 - **Automated bidding example:** If you want to pay a maximum of \$200 for an item with an opening bid of \$100, enter \$200 as your max bid. If there isn't any competition, your bid will be placed at \$100 and increased automatically, depending on bids submitted by others. **Your bid will never exceed \$200.** If the item's price goes beyond your max bid of \$200, you'll need to place a new, higher bid on the item.



The "Place a bid" modal window displays the following information:

- Place a bid** (with a close button)
- CURRENT BID:** No Bids
- MINIMUM BID:** \$100
- Set your maximum bid:** A text input field with a "\$ Max Bid" placeholder.
- [How does auto-bidding work?](#)
- Buttons:** "Cancel" and "Place max bid"



- Input your max bid amount and click “Place max bid”
- Click “Auction” at the top of the page to return to the available auction packages
- Give Butter will notify you if your Max Bid has been outbid and provide you with the option to place another bid.

Having Trouble? We’re here to help!

- Traci Calabrese traci.r.calabrese@southcoast.org
- Melissa Dick melissa.a.dick@southcoast.org
- Chrystal Walsh chrystal.l.walsh@southcoast.org