Southcoast Health
COVID-19 Update

Dani Hackner MD MBA
Chief Clinical Officer, SHG
Physician in Chief, Medicine

Southcoast® Health
More than medicine.

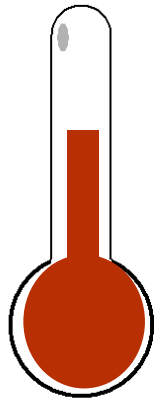

SC COVID-19 TEMP

Outline

- Phases
- JHU Data
- DPH Data
- Testing
- SC 14 day trends
- SC bed occupancy
- Case fatality

- Clusters in some regions
- Uptick in NE
- Concerns regarding school openings and religious gatherings

Reopening Phases

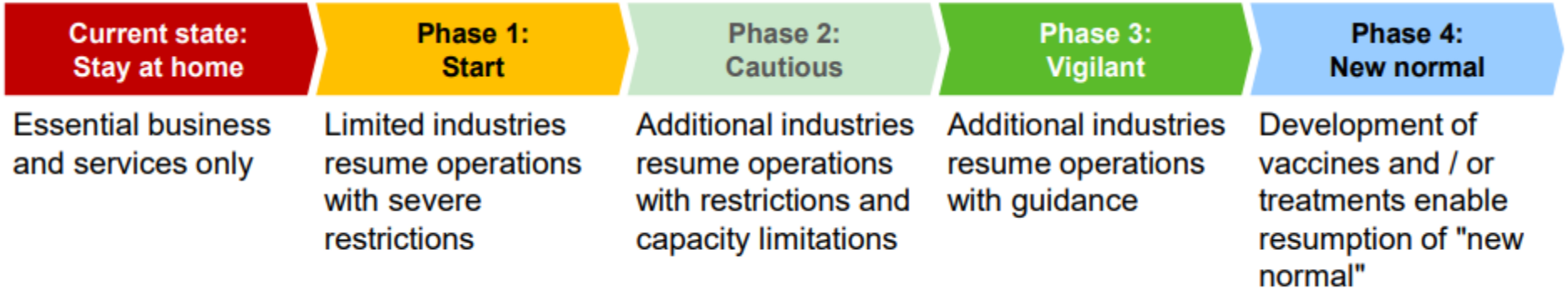

- Phase 1 Start
- Phase 2 Cautious
- Phase 3 Vigilant

- **Statewide Intensive Care Unit (ICU) Bed Capacity:** The 7-day average of the number of available, staffed adult ICU beds statewide must be at least 30% of total staffed adult ICU beds (including staffed surge ICU beds), on an ongoing basis during Phase 3: Vigilant.
-
- **Statewide Inpatient Bed Capacity:** The 7-day average of the number of available, staffed adult inpatient beds (adult ICU and adult medical/surgical beds) statewide must be at least 30% of total staffed adult inpatient beds (including staffed surge beds), on an ongoing basis during Phase 3: Vigilant.
- **Hospital-Specific or Hospital System-Specific Bed Capacity Maintenance:** The 7-day average of the hospital's or hospital system's available, staffed adult inpatient beds (adult ICU and adult medical/surgical beds) must be at least 20% of its total staffed adult inpatient bed capacity (including staffed surge beds) on an ongoing basis during Phase 3: Vigilant.

This past week

87 cases linked to rural Maine wedding at a lodge in Millinocket.

A rural wedding led to dozens of coronavirus cases. Officials see it as a cautionary tale.

https://www.washingtonpost.com/health/2020/08/30/coronavirus-millinocket-wedding-outbreak/

SC 9-1-2020

Inpatient Positive

Positive Patients in ICU

Report completed: Tue 9/1 07:01 AM

Ventilator Status	Patient Count
Pedi	0
Ventilated	0
Not Ventilated	0
Adult	0
Ventilated	0
Not Ventilated	0
Total Patient Count	-

Positive Patients in Med/Surg

Report completed: Tue 9/1 07:01 AM

Ventilator Status	Patient Count
Pedi	0
Ventilated	0
Not Ventilated	0
Adult	3
Ventilated	0
Not Ventilated	3
CMH	1
SLH	1
TOH	1
Total Patient Count	3

Inpatient PUI

Patients Under Investigation in ICU

Report completed: Tue 9/1 07:01 AM

Age	Count unique values of MRN
Pedi	0
Ventilated	0
Not Ventilated	0
Adult	0
Ventilated	0
Not Ventilated	0
Total Patient Count	-

Patients Under Investigation in Med/Surg

Report completed: Tue 9/1 07:01 AM

Age	Count unique values of MRN
Pedi	0
Ventilated	0
Not Ventilated	0
Adult	2
Ventilated	0
Not Ventilated	2
CMH	1
SLH	1
Total Patient Count	2

Southcoast Health

SC COVID-19 Bed Occupancy 9-1-2020

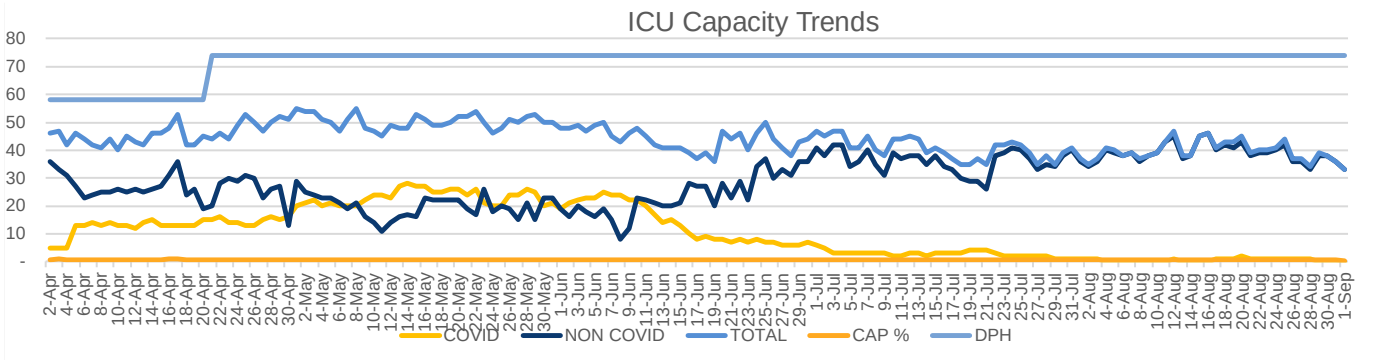

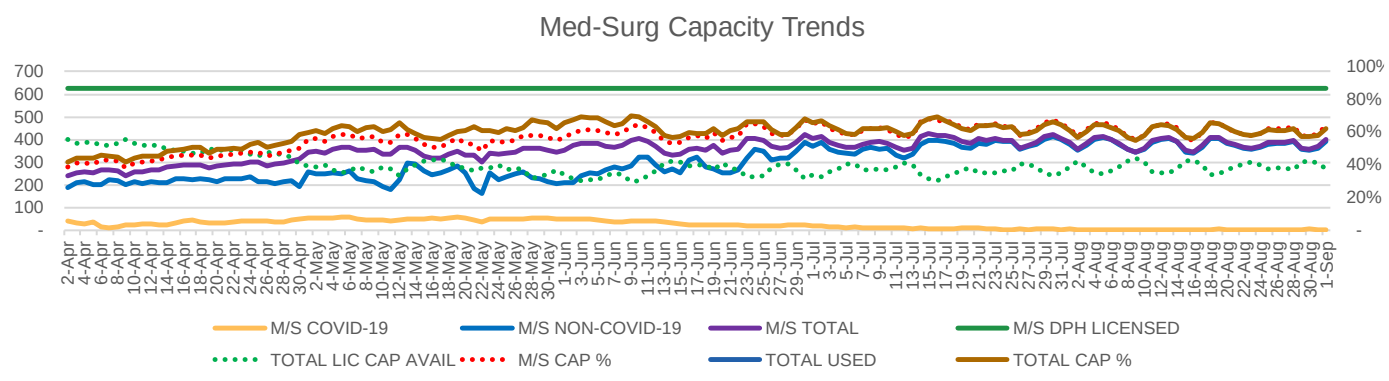

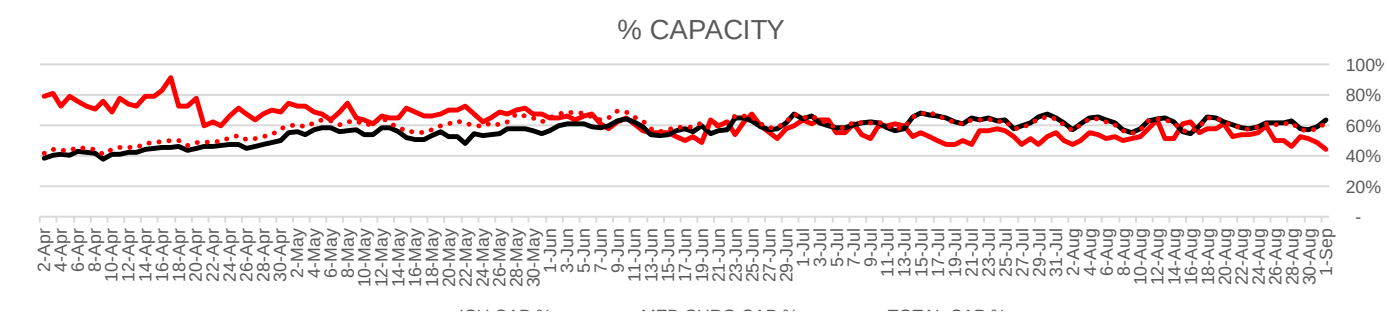

Southcoast Health

MA Aug 9-1-2020

Massachusetts Department of Public Health COVID-19 Dashboard - Monday, August 31, 2020

Dashboard of Public Health Indicators

Newly Reported Confirmed Cases Today	Total Confirmed Cases	Newly Reported Deaths among Confirmed Today	Total Deaths among Confirmed Cases
301	118,784	11	8,827

New Individuals Tested by Molecular Tests	Total Individuals Tested by Molecular Tests
18,740	1,732,768

Total Molecular Tests Administered
2,404,426

Legend
- Positive trend
- In progress
- Negative trend

Below is the current status:

Measure	Status
COVID-19 positive test rate	●
Number of individuals who died from COVID-19	●
Number of patients with COVID-19 in hospitals	●
Healthcare system readiness	●
Testing capacity	●
Contact tracing capabilities	●

The front page of the dashboard has been reformatted. Antibody tests (individual and total numbers) can be found on page 17.

1

STATE TESTING Aug 31, 2020

Massachusetts Department of Public Health COVID-19 Dashboard - Monday, August 31, 2020

Daily and Cumulative Confirmed Cases

Confirmed COVID-19 Cases To Date by Date Individual Tested

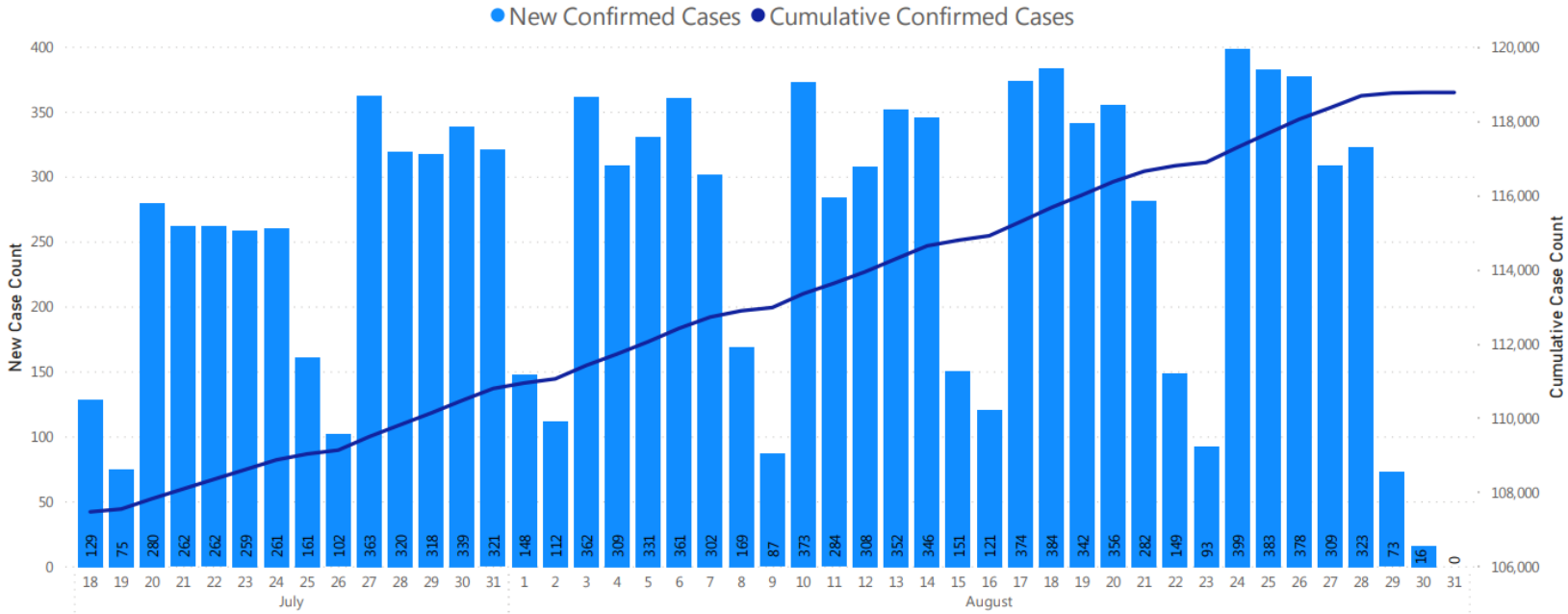

Data Sources: COVID-19 Data provided by the Bureau of Infectious Disease and Laboratory Sciences; Tables and Figures created by the Office of Population Health.
Note: all data are current as of 8:00am on the date at the top of the page; Data previously shown according to date report received; data now presented according to date the individual was tested. Due to lag in reporting by laboratories, counts for most recent dates are likely to be incomplete.

STATE TESTING Aug 31, 2020

Massachusetts Department of Public Health COVID-19 Dashboard - Monday, August 31, 2020

Testing by Date - Molecular (Percent Positive)

Percent of Tests By Molecular Method that are Positive by Test Date

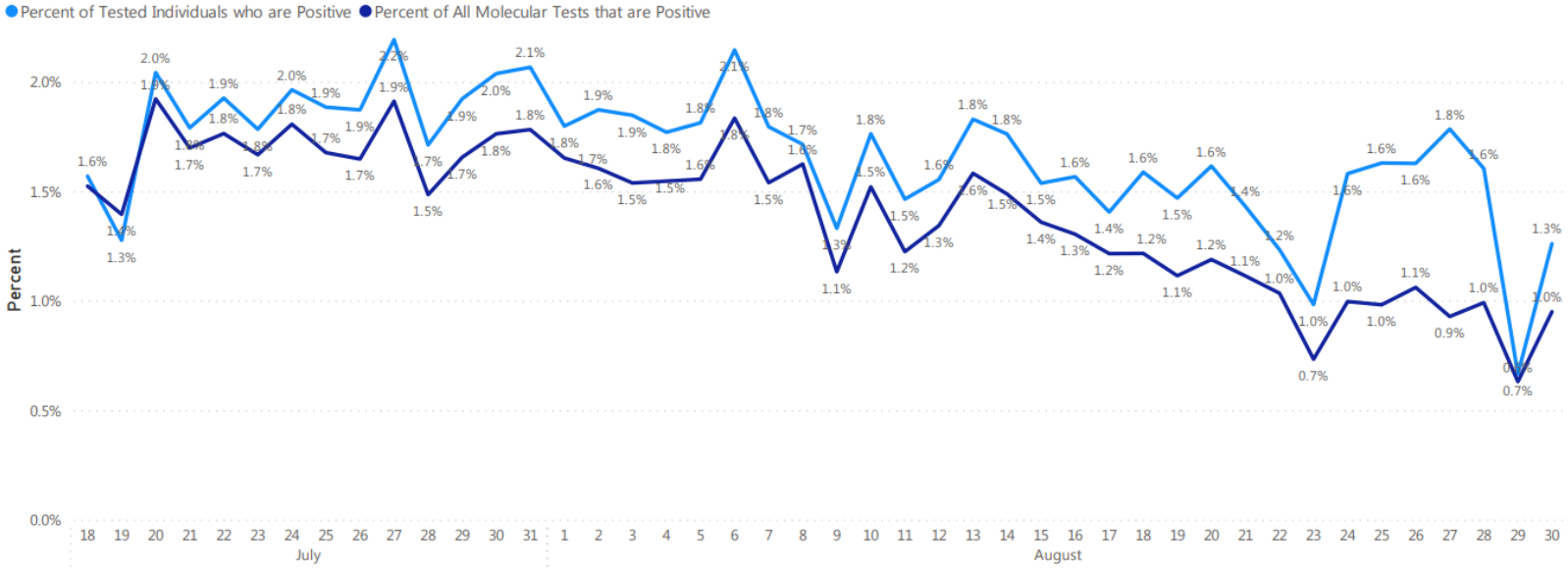

Data Sources: COVID-19 Data provided by the Bureau of Infectious Disease and Laboratory Sciences; Tables and Figures created by the Office of Population Health.
Note: all data are current as of 8:00am on the date at the top of the page. Data previously shown according to date report received; data now presented according to date the individual was tested. Due to lag in reporting by laboratories, counts for most recent dates are likely to be incomplete; this graph is lagged by one day as a result. Percent of Tested Individuals who are Positive counts the number of individuals with at least one molecular test; Percent of all Molecular Tests that are Positive counts the total number of molecular tests performed. This includes individuals who have had more than one molecular test. 8

COVID-19 Positivity Trickling Up 9-1-2020

14 Days COVID-19 Positive Cases by Date

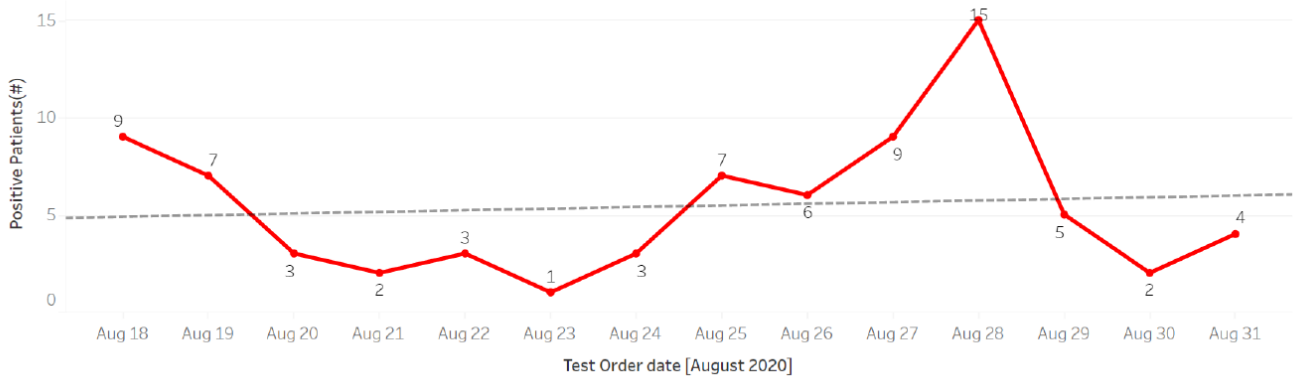

14 Days COVID-19 Positive Cases(%) by Date

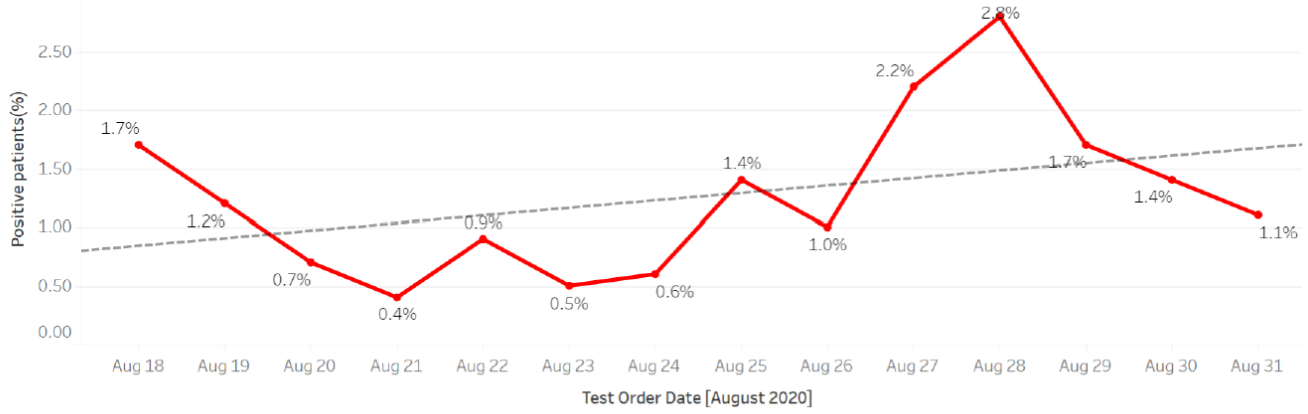

MA Public Health Indicators: August 31

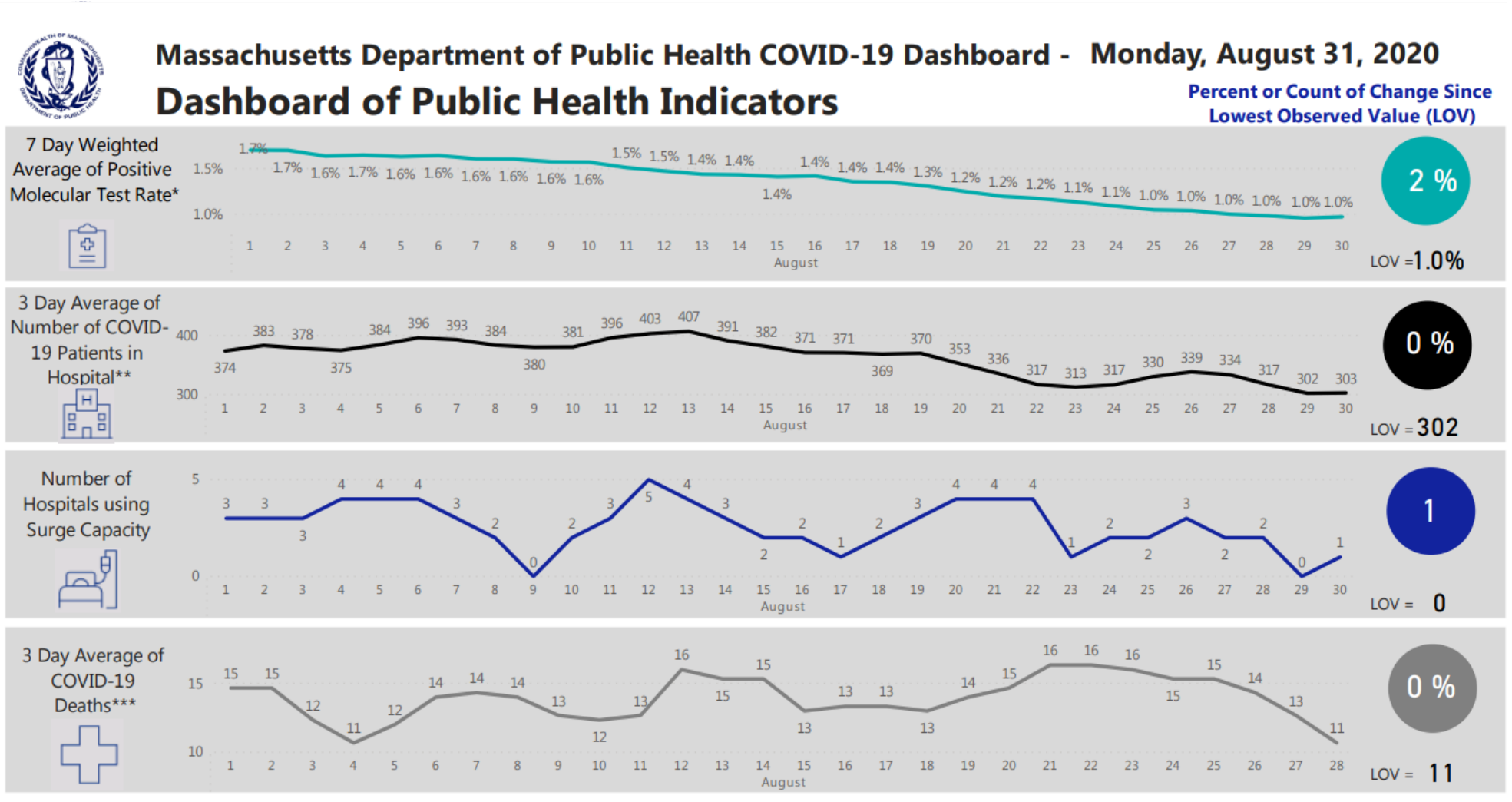

*Calculated from total molecular tests; **Includes both confirmed and suspected cases of COVID-19; ***Includes deaths in only confirmed cases of COVID-19

Note: Hospital-reported data included here reflects a transition to new federal reporting standards imposed as of 7/22. The third graph (number of hospitals using surge) does not include data from July 22 due to this transition. As a result, data may not be directly comparable to hospital data previously reported. LOV = Lowest observed value, i.e. the lowest value the public health indicator has been since tracking started.

Continued Drop statewide

United States 9/1/2020 (JHU)

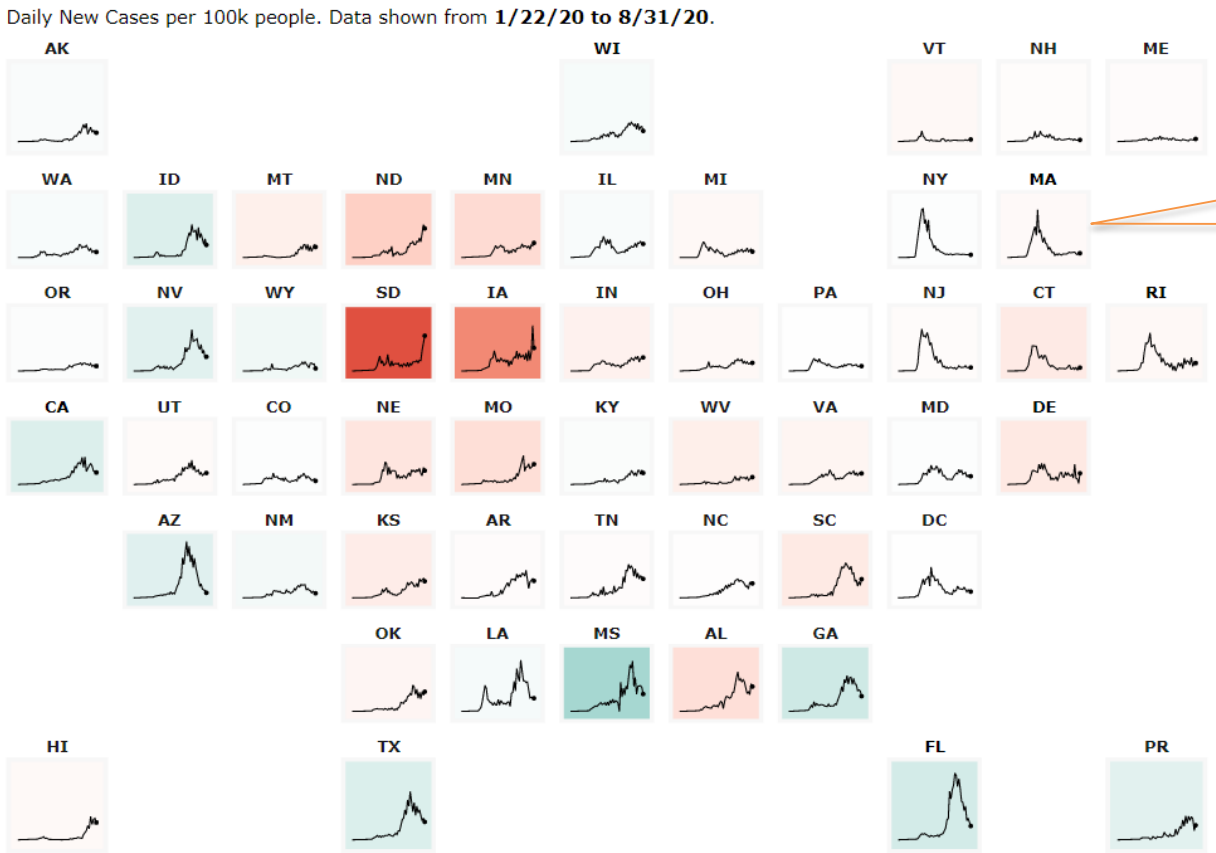

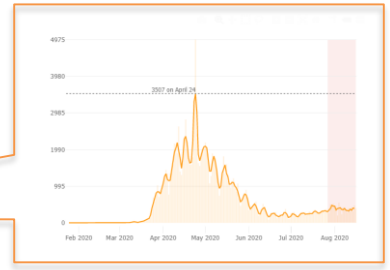

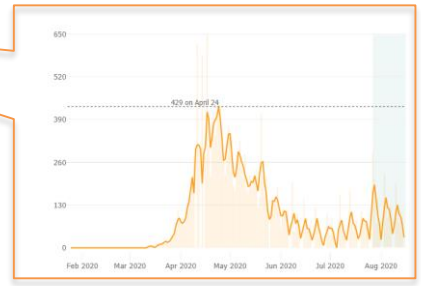

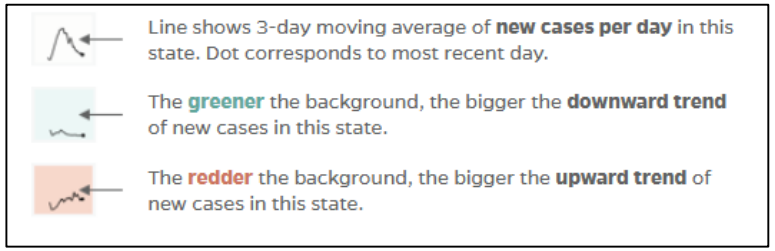

Southcoast Health

Trend by State – MA 8/31/2020

Daily confirmed new cases (3-day moving average)

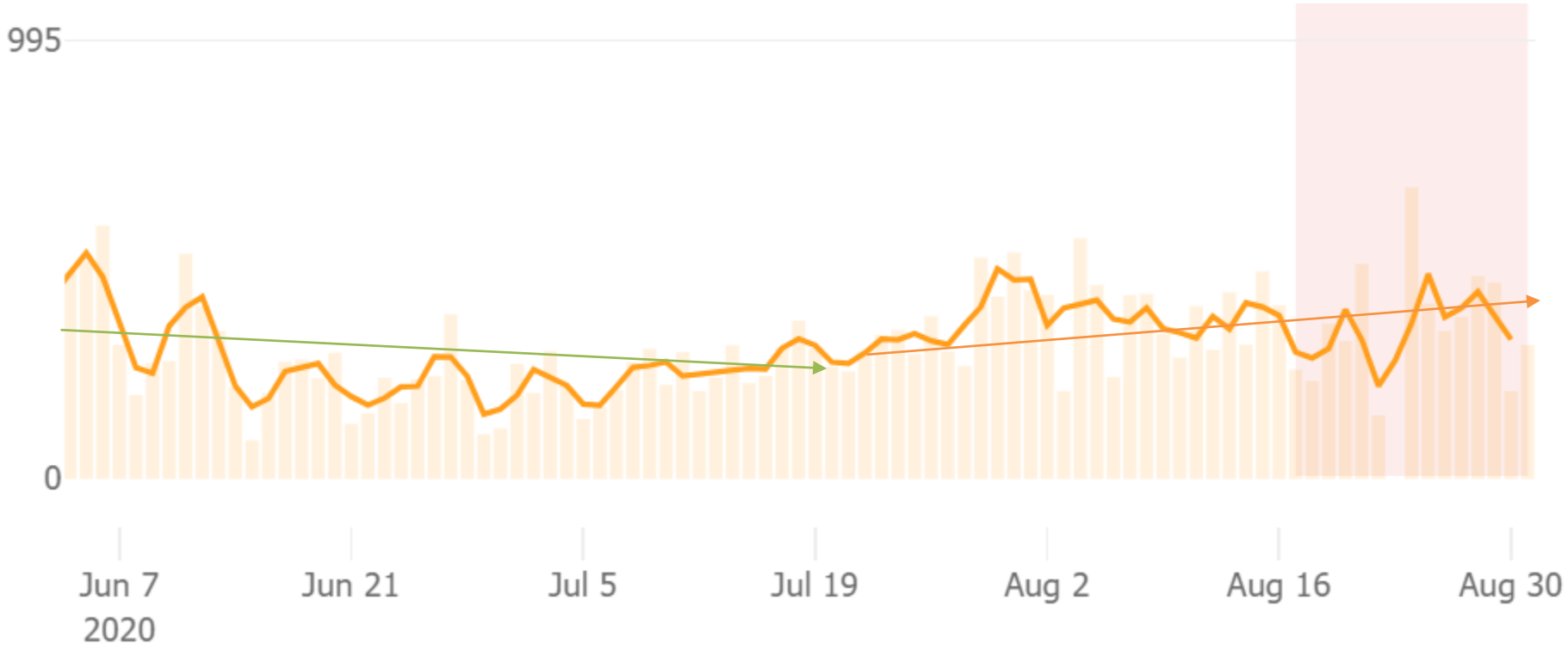

MA County Trend: Rolling 3 Day Average Cases / County 9/1/2020

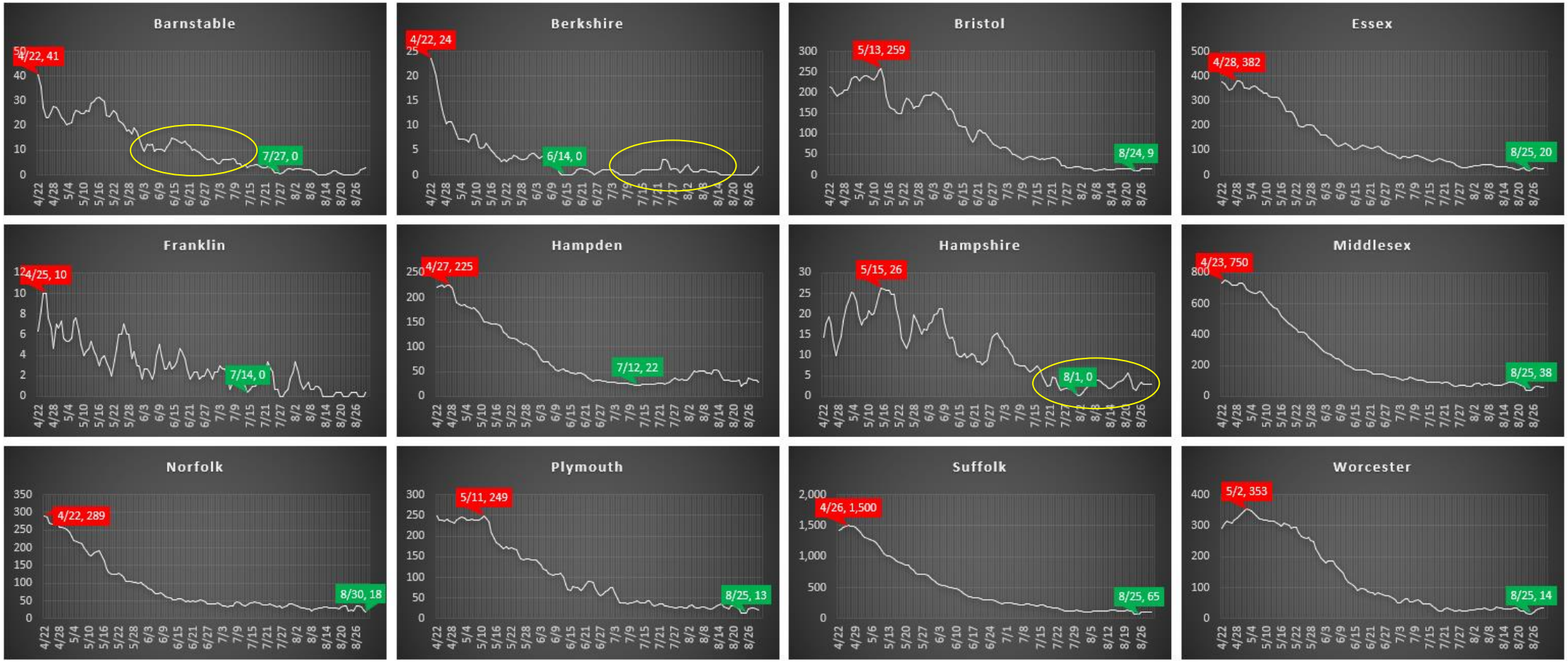

Upticks visible over time

Southcoast Health

City Rate of Increase of Cases by Town (PSA) 9/1/2020

City	8/26 Rate of Growth (vs. Prev 7 Days)	TREND
Acushnet	0.9%	
Dartmouth	1.0%	
Fairhaven	0.4%	
Fall River	0.7%	
Freetown	1.8%	
Lakeville	6.1%	
Marion	0.0%	
Mattapoisett	0.0%	
New Bedford	1.2%	
Rochester	0.0%	
Somerset	0.9%	
Swansea	9.9%	
Wareham	1.3%	
Westport	3.7%	

Primary Service Area Positivity Rate 9/1/2020

Primary Service Area – Positivity Rate (Trending)

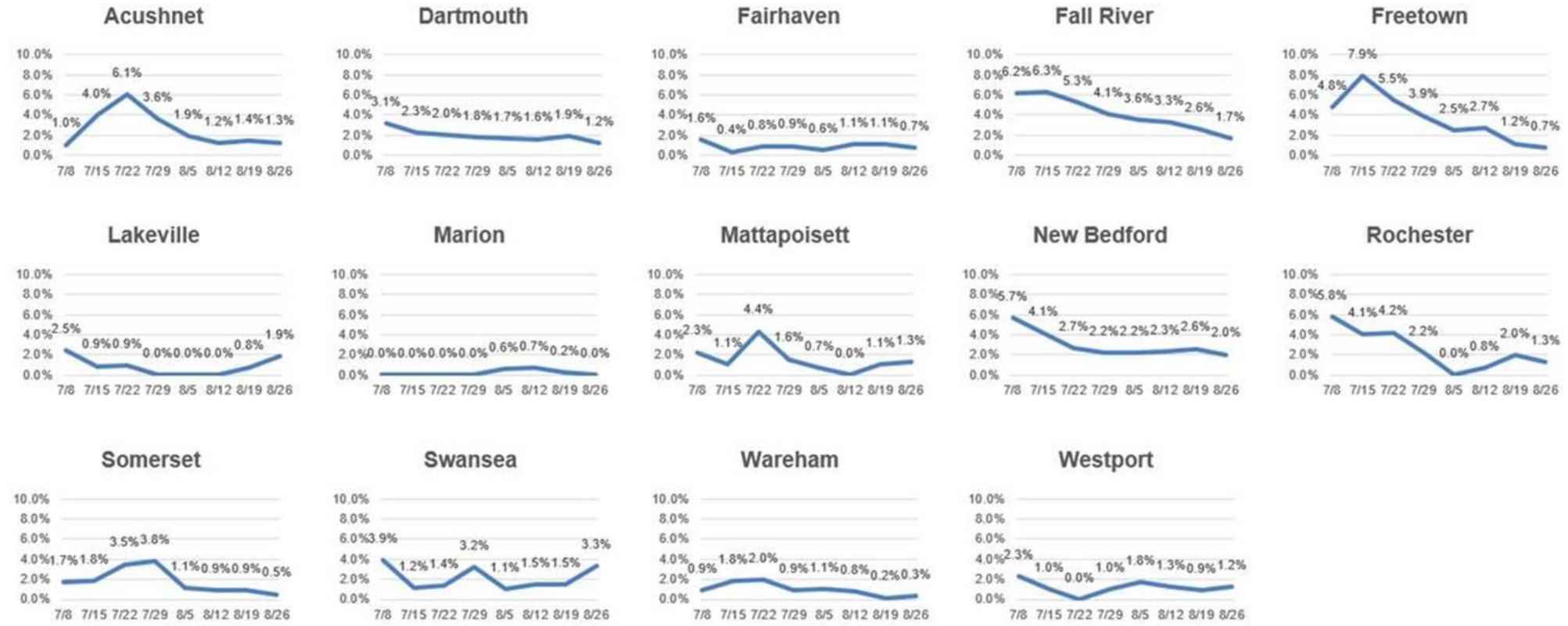

Testing Update

State	New Cases		Tests per 1,000 people		Percent Positive	
	New daily cases	Weekly trend	Daily Tests	Weekly trend	Daily % positive	Above threshold?
Massachusetts	+304 new	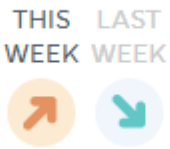 THIS WEEK LAST WEEK	3.1 tests per 1,000	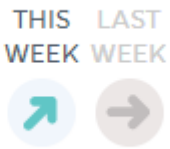 THIS WEEK LAST WEEK	1.7% positive	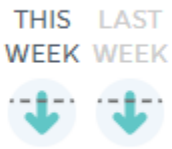 THIS WEEK LAST WEEK

MA Deaths – Aug 17

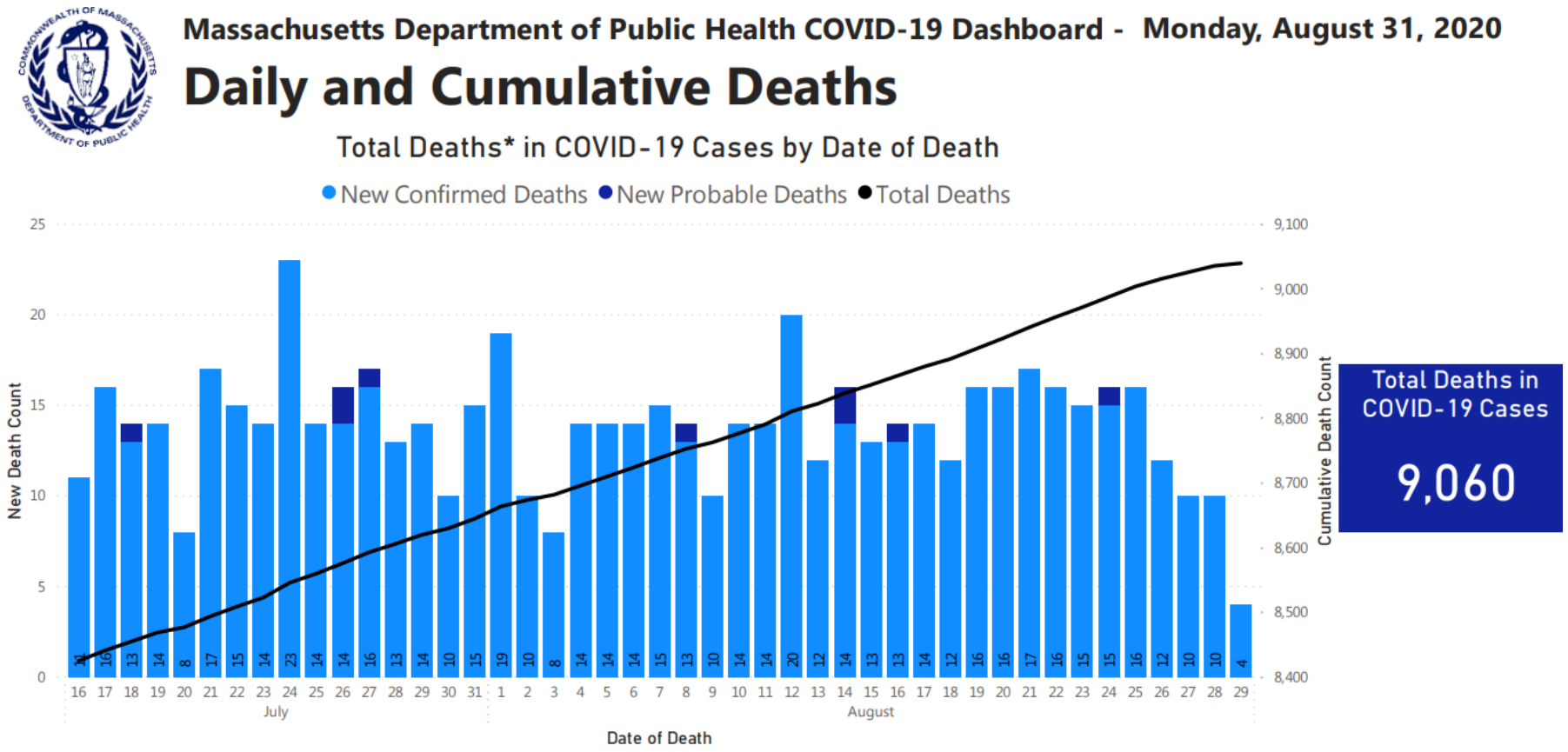

Data Sources: COVID-19 Data provided by the Bureau of Infectious Disease and Laboratory Sciences and the Registry of Vital Records and Statistics; Tables and Figures created by the Office of Population Health
Note: all data are current as of 8:00am on the date at the top of the page; *Counts on the trend chart do not match total number of deaths reported, as there is a several day lag in reporting by date of death. Includes both probable and confirmed cases. For confirmed and probable case definitions, please see the Glossary on p. 4.

JHU Dashboard 8/31/2020– Bristol, MA

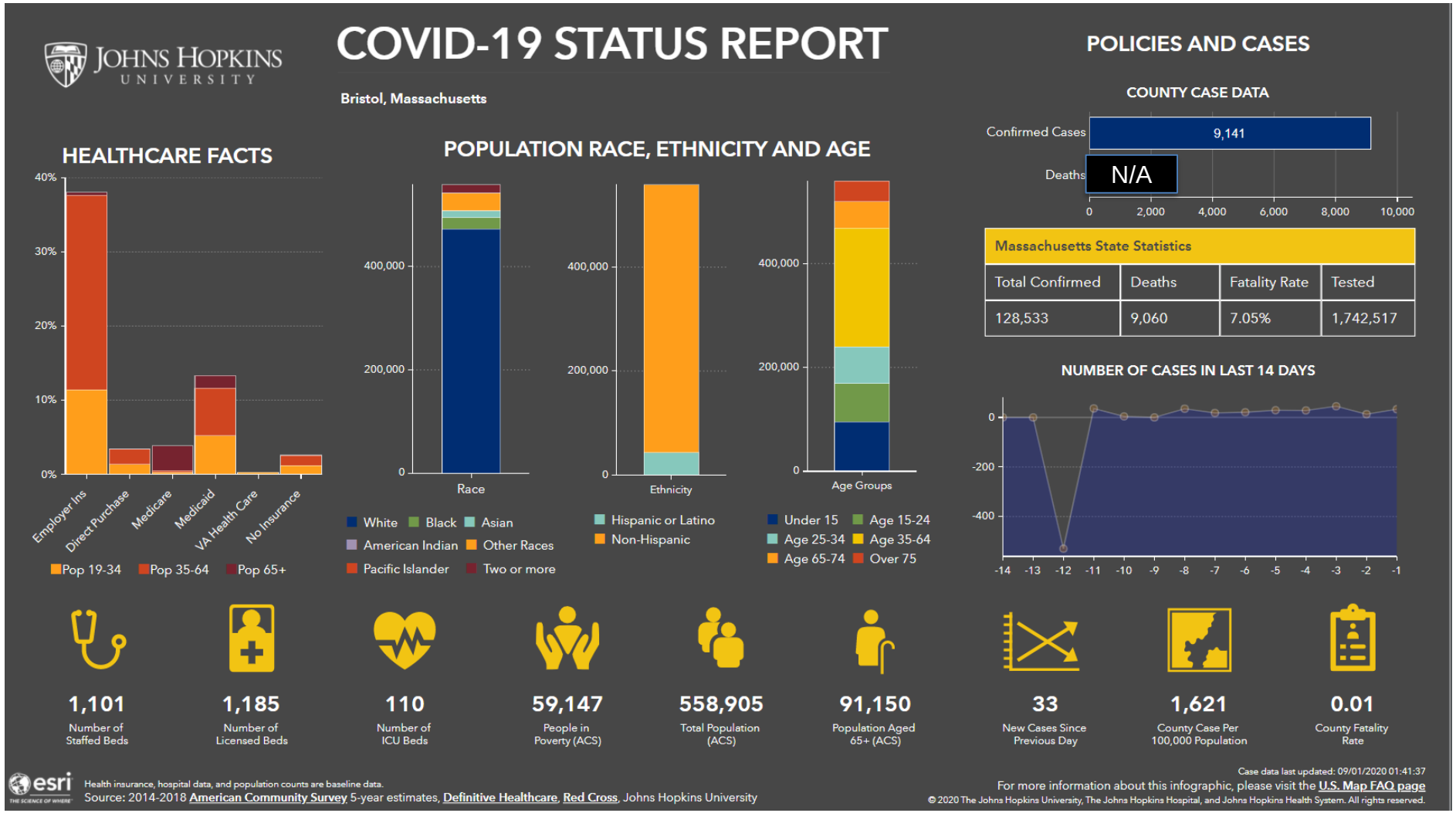

Mortality 8/17

Case Fatality
Bristol, MA 7.05%

Deaths/100K
US 56

(150-300K catchment)

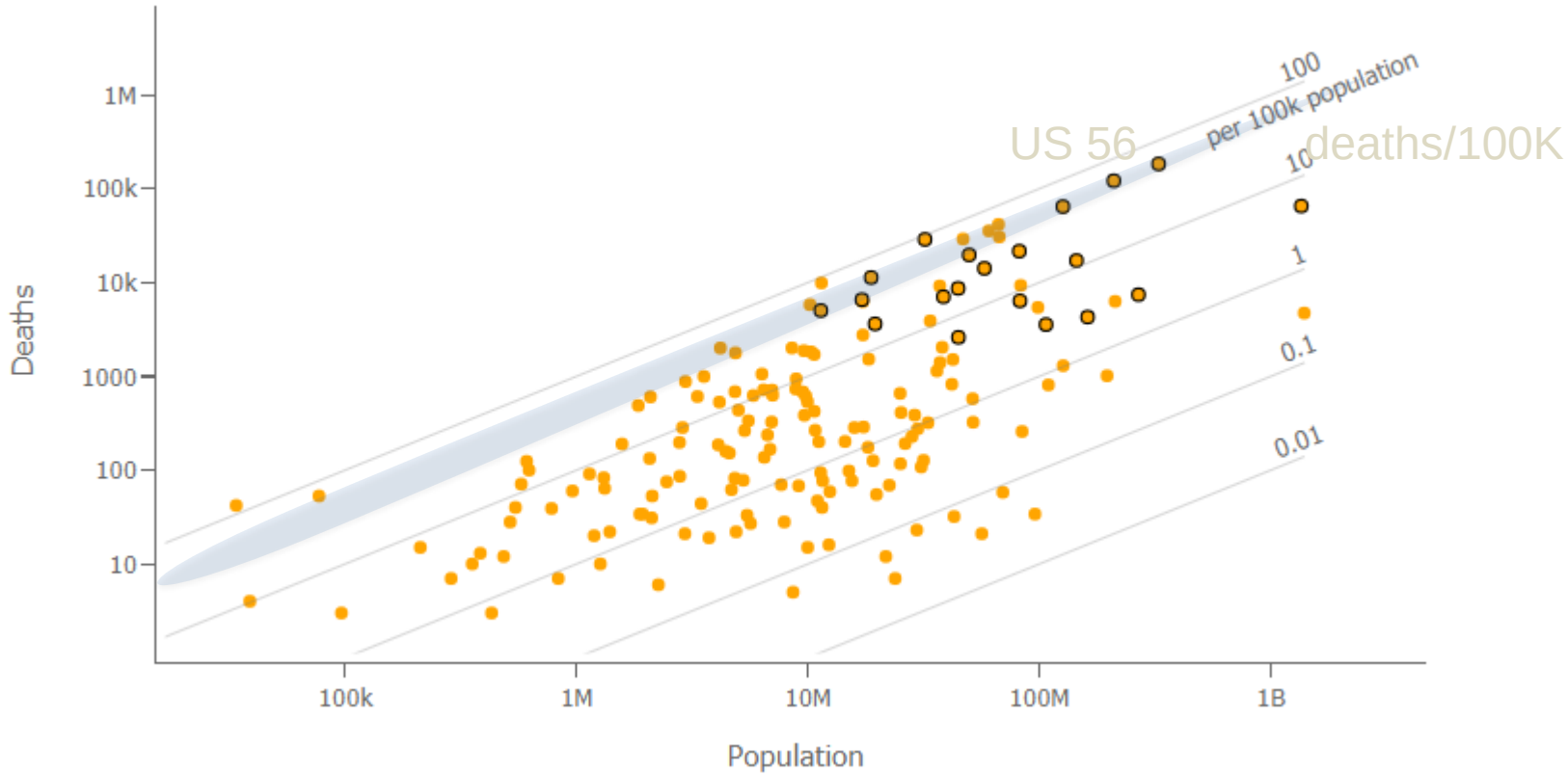

New Bedford Weekend Cluster

Weekend

- 6-7 have been linked to a storefront church cluster.
  - Index case was likely a person that traveled who did not quarantine.
- 1 case had gone to a party in RI.
  - 13 individuals were at the party and 7 have tested positive. Only one is from New Bedford.
- 1 case was a staff member from a nursing home.

Today

- 4 of the cases were residents of a nursing home with 6 possible with asymptomatic positive staff member.
- 1 of them was a student of a school. Exposure was from a staff member who lives in RI.
- There were also additional cases reported positive in industry sites.

Summary

- Mixed signals in MA and RI
- We have critical period with the openings of schools
- Please be safe at work and at home
- Mixed results on hand hygiene
- We will need to plan for the resurgence
- We will need to plan for Flu and COVID-19 together